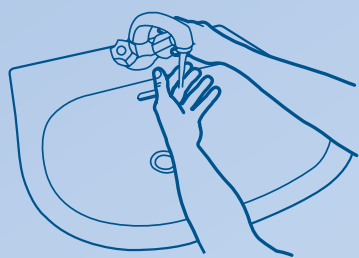


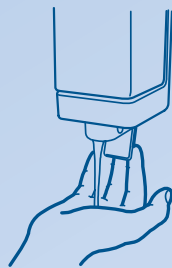
Clean hands save lives



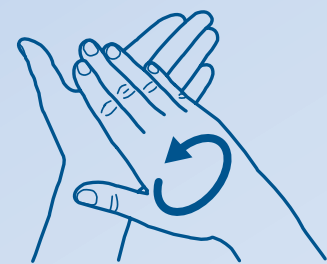
Duration of the entire procedure:
40-60 seconds



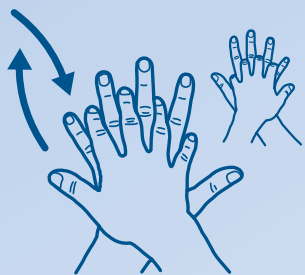
1 Wet hands with water




2 Apply enough soap to cover all hand surfaces




3 Rub hands palm to palm



4 Right palm over left dorsum with interlaced fingers and vice versa



5 Palm to palm with fingers interlaced



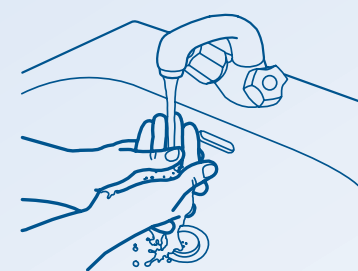
6 Backs of fingers to opposing palms with fingers interlocked




7 Rotational rubbing of left thumb clasped in right palm and vice versa



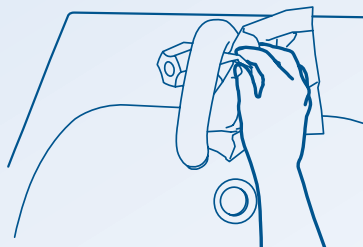
8 Rotational rubbing, backwards and forwards with clasped fingers of right hand in left palm and vice versa



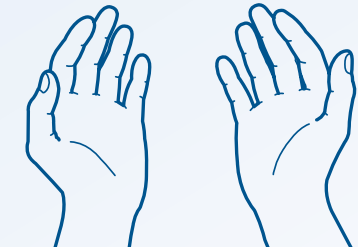
9 Rinse hands with water



10 Dry hands thoroughly with a single use towel



11 Use towel to turn off faucet



12 Your hands are now safe